

Department : State Universities and Colleges (SUCs)
 Agency/Entity : Catanduanes State University
 Operating Unit : < not applicable >
 Organization Code (UACS) : 08 053 000000
 Fund Cluster : 01 Regular Agency Fund
 (e.g. UACS Fund Cluster: 01-Regular Agency Fund, 02-Foreign Assisted Projects Fund, 03-Special Account-Locally Funded/Domestic Grants Fund, and 04-Special Account-Foreign Assisted/Foreign Grants Fund)

	Current Year Appropriations
	Supplemental Appropriations
X	Continuing Appropriations

Particulars	UACS CODE	Appropriations		Allotments		Current Year Obligations								Current Year Disbursements				Balances					
		Authorized Appropriations	Adjustments (Transfer To/From, Reassignment)	Adjusted Appropriations	Allotments Received	Adjustments (Withdrawal, Reassignment)	Transfer To	Transfer From	Adjusted Total Allotments	1st Quarter Ending March 31	2nd Quarter Ending June 30	3rd Quarter Ending September 30	4th Quarter Ending December 31	TOTAL	1st Quarter Ending March 31	2nd Quarter Ending June 30	3rd Quarter Ending September 30	4th Quarter Ending December 31	TOTAL	Unreleased Appropriations	Unobligated Allotments	Unpaid Obligations (15-20)=(23+24)	
		3	4	5=(3+4)	6	7	8	9	10=(8+(-17)+9)	11	12	13	14	15=(11+12+13+14)	16	17	18	19	20=(16+17+18+19)	21=(5-10)	22=(10-15)	23	24
Sub-Total, Operations		0.00	64,731,339.18	64,731,339.18	64,731,339.18	0.00	0.00	0.00	64,731,339.18	30,842,133.21	5,605,204.82	5,752,919.13	2,511,142.89	64,711,400.25	11,388,116.72	33,551,776.60	6,752,921.69	7,072,166.89	58,764,863.90	0.00	19,938.93	4,117,206.85	1,829,109.50
PS		0.00	0.00	0.00	0.00	0.00	0.00	0.00	0.00	0.00	0.00	0.00	0.00	0.00	0.00	0.00	0.00	0.00	0.00	0.00	0.00	0.00	0.00
MOOE		0.00	1,000,000.00	1,000,000.00	1,000,000.00	0.00	0.00	0.00	1,000,000.00	0.00	498,724.82	498,668.14	4,110.00	999,502.86	0.00	0.00	442,950.57	493,881.46	936,832.03	0.00	467.04	62,870.93	0.00
FinEx (If Applicable)		0.00	0.00	0.00	0.00	0.00	0.00	0.00	0.00	0.00	0.00	0.00	0.00	0.00	0.00	0.00	0.00	0.00	0.00	0.00	0.00	0.00	0.00
CO		0.00	63,731,339.18	63,731,339.18	63,731,339.18	0.00	0.00	0.00	63,731,339.18	30,842,133.21	5,106,480.10	5,254,250.99	2,507,032.89	63,711,897.29	11,388,116.72	33,551,776.60	6,309,971.12	6,678,485.43	67,828,351.87	0.00	19,441.89	4,054,435.92	1,829,109.50
GRAND TOTAL		0.00	65,117,674.36	65,117,674.36	65,117,674.36	0.00	0.00	0.00	65,117,674.36	30,842,133.21	5,603,419.42	5,610,861.85	2,581,291.15	65,097,735.43	11,388,116.72	33,609,993.10	6,810,894.21	7,140,515.05	59,149,518.08	0.00	19,938.93	4,118,108.85	1,829,109.50
PS		0.00	0.00	0.00	0.00	0.00	0.00	0.00	0.00	0.00	0.00	0.00	0.00	0.00	0.00	0.00	0.00	0.00	0.00	0.00	0.00	0.00	0.00
MOOE		0.00	1,000,000.00	1,000,000.00	1,000,000.00	0.00	0.00	0.00	1,000,000.00	0.00	498,724.82	498,668.14	4,110.00	999,502.86	0.00	0.00	442,950.57	493,881.46	938,832.03	0.00	467.04	62,870.93	0.00
FinEx (If Applicable)		0.00	0.00	0.00	0.00	0.00	0.00	0.00	0.00	0.00	0.00	0.00	0.00	0.00	0.00	0.00	0.00	0.00	0.00	0.00	0.00	0.00	0.00
CO		0.00	64,117,674.36	64,117,674.36	64,117,674.36	0.00	0.00	0.00	64,117,674.36	30,842,133.21	5,368,694.60	5,312,223.51	2,577,181.15	64,098,232.47	11,388,116.72	33,609,993.10	6,307,943.64	6,646,633.69	68,212,887.05	0.00	19,441.89	4,056,235.92	1,829,109.50

Certified Correct:
 MARYSHEL S. TABIOS
 AO V, Budget Services
 Date: 2023-01-29 14:05:20

Certified Correct:
 MA. ALMA B. SANTOS
 Accountant III
 Date: 2023-01-29 14:05:20

Recommending Approval:
 MARIA EDNA R. NIGO, PH.D.
 VP-Administrative and Financial Services
 Date: 2023-01-30 18:01:09

Approved By:
 PATRICK ALAIN T. AZANZA, PH.D., J.D.
 SUC President III
 Date: 2023-01-30 18:06:58

SUMMARY OF APPROPRIATIONS, ALLOTMENTS, OBLIGATIONS, DISBURSEMENTS AND BALANCES BY OBJECT OF EXPENDITURES
As at the Quarter Ending December 31, 2022

Department : State Universities and Colleges (SUCs)
Agency : Catanduanes State University
Operating Unit : < not applicable >
Organization Code (UAOS) : 08 053 008000
Fund Cluster : 01 Regular Agency Fund

Table with 2 columns: X (Current Year Appropriations), (Supplemental Appropriations), (Continuing Appropriations)

Main data table with columns: Period, UAOS CODE, Appropriations (Authorized, Adjusted), Allotments (Received, Adjustments), Obligations (1st-4th Quarter, TOTAL), Disbursements (1st-4th Quarter, TOTAL), Balances (Unreleased, Unobligated), and Unpaid Obligations (Due and Outstanding, Not Due and Outstanding).

SUMMARY OF APPROPRIATIONS, ALLOTMENTS, OBLIGATIONS, DISBURSEMENTS AND BALANCES BY OBJECT OF EXPENDITURES
As at the Quarter Ending December 31, 2022

Department: State Universities and Colleges (SUCs)
 Agency/Entity: Catanduanes State University
 Operating Unit: < not applicable >
 Organization Code (UACS) : 08 053 000000
 Fund Cluster: 01 Regular Agency Fund
 (e.g. UACS Fund Cluster: 01-Regular Agency Fund, 02-Foreign Assisted Projects Fund, 03-Special Account-Locality Funded/Domestic Grants Fund, and 04-Special Account-Foreign Assisted/Foreign Grants Fund)

	Current Year Appropriations
	Supplemental Appropriations
X	Continuing Appropriations

Particulars	UACS CODE	Appropriations			Allotments			Obligations					Disbursements					Balances					
		Authorized Appropriations	Adjustments (Transfer To/From, Modifications/ Augmentations)	Adjusted Appropriations	Allotments Received	Adjustments (Reductions, Modifications/ Augmentations)	Transfer To	Transfer From	Adjusted Allotments	1st Quarter Ending March 31	2nd Quarter Ending June 30	3rd Quarter Ending Sept. 30	4th Quarter Ending Dec. 31	TOTAL	1st Quarter Ending March 31	2nd Quarter Ending June 30	3rd Quarter Ending Sept. 30	4th Quarter Ending Dec. 31	TOTAL	Unreleased Appropriations	Unobligated Allotments	Unpaid Obligations (15-20)+(23+24)	
																						Due and Demandable	Not Yet Due and Demandable
1	2	3	4	5=(3+4)	6	7	8	9	10=(8+9-7)	11	12	13	14	15=(11+12+13+14)	16	17	18	19	20=(16+17+18+19)	21=(5-10)	22=(10-15)	23	24
SUMMARY		0.00	65,117,874.36	65,117,874.36	65,117,874.36	0.00	0.00	0.00	65,117,874.36	60,842,133.21	5,863,419.42	6,810,891.65	2,381,291.15	65,097,735.43	11,388,116.72	33,809,893.10	6,810,894.21	7,140,515.05	68,149,519.08	0.00	19,938.83	4,119,106.85	1,829,109.50
I. CONTINUING APPROPRIATIONS		0.00	65,117,874.36	65,117,874.36	65,117,874.36	0.00	0.00	0.00	65,117,874.36	60,842,133.21	5,863,419.42	6,810,891.65	2,381,291.15	65,097,735.43	11,388,116.72	33,809,893.10	6,810,894.21	7,140,515.05	68,149,519.08	0.00	19,938.83	4,119,106.85	1,829,109.50
I. Agency Specific Budget		0.00	65,117,874.36	65,117,874.36	65,117,874.36	0.00	0.00	0.00	65,117,874.36	60,842,133.21	5,863,419.42	6,810,891.65	2,381,291.15	65,097,735.43	11,388,116.72	33,809,893.10	6,810,894.21	7,140,515.05	68,149,519.08	0.00	19,938.83	4,119,106.85	1,829,109.50
Maintenance and Other Operating Expenses		0.00	1,000,000.00	1,000,000.00	1,000,000.00	0.00	0.00	0.00	1,000,000.00	0.00	498,734.82	488,688.14	4,115.00	899,592.96	0.00	0.00	442,859.57	493,691.46	936,832.03	0.00	497.04	62,870.83	0.00
Communication Expenses	502050000	0.00	500,000.00	500,000.00	500,000.00	0.00	0.00	0.00	500,000.00	0.00	498,734.82	0.00	0.00	498,874.82	0.00	0.00	442,859.57	0.00	442,859.57	0.00	125.18	66,824.25	0.00
Internet Subscription Expenses	502050000	0.00	500,000.00	500,000.00	500,000.00	0.00	0.00	0.00	500,000.00	0.00	498,734.82	0.00	0.00	498,874.82	0.00	0.00	442,859.57	0.00	442,859.57	0.00	125.18	66,824.25	0.00
Other Maintenance and Operating Expenses	502050000	0.00	500,000.00	500,000.00	500,000.00	0.00	0.00	0.00	500,000.00	0.00	0.00	0.00	960.00	498,874.82	0.00	0.00	0.00	493,691.46	493,691.46	0.00	371.86	5,046.58	0.00
Other Maintenance and Operating Expenses	502050000	0.00	500,000.00	500,000.00	500,000.00	0.00	0.00	0.00	500,000.00	0.00	0.00	0.00	960.00	498,874.82	0.00	0.00	0.00	493,691.46	493,691.46	0.00	371.86	5,046.58	0.00
Capital Outlays		0.00	64,117,874.36	64,117,874.36	64,117,874.36	0.00	0.00	0.00	64,117,874.36	60,842,133.21	5,389,694.60	5,312,223.51	2,377,181.15	64,598,232.47	11,388,116.72	33,809,893.10	6,387,843.64	6,646,833.59	68,212,887.05	0.00	19,441.89	4,056,235.82	1,829,109.50
Property, Plant and Equipment Outlay	806040000	0.00	64,117,874.36	64,117,874.36	64,117,874.36	0.00	0.00	0.00	64,117,874.36	60,842,133.21	5,389,694.60	5,312,223.51	2,377,181.15	64,598,232.47	11,388,116.72	33,809,893.10	6,387,843.64	6,646,833.59	68,212,887.05	0.00	19,441.89	4,056,235.82	1,829,109.50
Buildings and Other Structures	806040000	0.00	4,004,827.57	4,004,827.57	4,004,827.57	0.00	0.00	0.00	4,004,827.57	1,212,247.48	1,419,303.08	1,174,415.90	198,861.23	4,004,527.57	1,197,461.16	1,419,303.08	1,192,844.08	196,761.23	3,868,200.05	0.00	0.00	38,827.82	0.00
School Buildings	806040000	0.00	3,818,182.39	3,818,182.39	3,818,182.39	0.00	0.00	0.00	3,818,182.39	1,212,247.48	1,181,088.58	1,116,443.38	126,413.87	3,816,182.39	1,197,461.16	1,181,088.58	1,094,712.08	128,413.07	3,891,664.87	0.00	0.00	36,827.82	0.00
Hostels and Dormitories	806040000	0.00	388,335.16	388,335.16	388,335.16	0.00	0.00	0.00	388,335.16	0.00	258,214.90	57,872.82	70,148.19	388,335.16	0.00	258,214.50	57,872.82	88,248.16	384,535.16	0.00	0.00	1,800.00	0.00
Machinery and Equipment Outlay	806040000	0.00	60,113,146.79	60,113,146.79	60,113,146.79	0.00	0.00	0.00	60,113,146.79	49,629,885.75	3,947,381.52	4,137,807.71	2,370,819.82	60,589,704.90	10,190,695.06	32,390,690.02	5,215,259.06	6,459,072.36	64,248,867.00	0.00	19,441.89	4,017,908.40	1,829,109.50
Technical and Scientific Equipment	806040000	0.00	10,113,146.79	10,113,146.79	10,113,146.79	0.00	0.00	0.00	10,113,146.79	941,280.00	3,080,107.00	3,713,150.00	2,394,495.00	10,599,032.00	264,883.00	3,349,857.00	0.00	4,595,333.50	8,230,170.50	0.00	14,114.79	39,752.00	1,829,109.50
Other Machinery and Equipment	806040000	0.00	50,000,000.00	50,000,000.00	50,000,000.00	0.00	0.00	0.00	50,000,000.00	49,688,605.75	887,284.52	424,657.71	14,124.82	49,894,672.50	9,905,085.06	29,040,833.02	5,215,259.06	1,854,738.96	45,018,516.50	0.00	5,327.10	3,978,156.40	0.00
GRAND TOTAL		0.00	65,117,874.36	65,117,874.36	65,117,874.36	0.00	0.00	0.00	65,117,874.36	60,842,133.21	5,863,419.42	6,810,891.65	2,381,291.15	65,097,735.43	11,388,116.72	33,809,893.10	6,810,894.21	7,140,515.05	68,149,519.08	0.00	19,938.83	4,119,106.85	1,829,109.50

Certified Correct:
 MARYSHEL S. FABIOS
 AO V, Budget Services
 Date: 2023-01-29 14:05:55

Certified Correct:
 MA. ALMA B. SANTOS
 Accountant III
 Date: 2023-01-29 14:05:55

Recommending Approval:
 MARIA EDNA R. NIGO, PH.D.
 VP-Administrative and Financial Services
 Date: 2023-01-30 18:04:28

Approved By:
 PATRICK ALAIN T. AZANZA, PH.D., J.D.
 SUC President III
 Date: 2023-01-30 18:07:28

**List of Allotments and Sub-Allotments
As at the quarter ending December 31, 2022**

Department : State Universities and Colleges (SUCs)
 Agency/Entity : Catanduanes State University
 Operating Unit : < not applicable >
 Organization Code (UACS) : 08 053 000800
 Fund Cluster : 01 Regular Agency Fund


X	Current Year Appropriations
	Supplemental Appropriations
	Continuing Appropriations


(e.g. UACS Fund Cluster: 01-Regular Agency Fund, 02-Foreign Assisted Projects Fund, 03-Special Account-Locally Funded/Domestic Grants Fund, and 04-Special Account-Foreign Assisted/Foreign Grants Fund)


Allotments/Sub-Allotments Reference			Funding Source	Allotments/Sub-Allotments received from CO/ROs/OUs						Sub-Allotments to ROs/OUs					Total Allotments/Net of Sub-allotments					
No.	Number	Date	Description	UACS Code	PS	MOOE	FinEx	CO	Sub-Total	PS	MOOE	FinEx	CO	TOTAL	PS	MOOE	FinEx	CO	TOTAL	
1	2	3	4	5	6	7	8	9	10=(6+7+8+9)	11	12	13	14	15=	16=(6+11)	17=(7+12)	18=(8+13)	19=(9+14)	20=	
A. Allotments received from DBM																				
1	COMPREHENSIVE RELEASE PER ANNEX A AND A-1 OF NBC NO. 587	2022-01-11	Specific Budgets of National Government Agencies	101101	232,070,000.00	81,067,000.00	0.00	3,000,000.00	316,137,000.00	0.00	0.00	0.00	0.00	0.00	232,070,000.00	81,067,000.00	0.00	3,000,000.00	316,137,000.00	
2	COMPREHENSIVE RELEASE PER ANNEX A AND A-1 OF NBC NO. 587	2022-01-11	Retirement and Life Insurance Premiums	104102	20,146,000.00	0.00	0.00	0.00	20,146,000.00	0.00	0.00	0.00	0.00	0.00	20,146,000.00	0.00	0.00	0.00	20,146,000.00	
3	SARO-ROV-22-0004235	2022-05-24	Specific Budgets of National Government Agencies	101101	105,284.00	0.00	0.00	0.00	105,284.00	0.00	0.00	0.00	0.00	0.00	105,284.00	0.00	0.00	0.00	105,284.00	
4	SARO-ROV-22-0005120	2022-06-20	Specific Budgets of National Government Agencies	101101	0.00	29,290,840.00	0.00	0.00	29,290,840.00	0.00	0.00	0.00	0.00	0.00	0.00	29,290,840.00	0.00	0.00	0.00	29,290,840.00
5	SARO-ROV-22-0005174	2022-06-21	Specific Budgets of National Government Agencies	101101	0.00	6,800,000.00	0.00	10,800,000.00	17,600,000.00	0.00	0.00	0.00	0.00	0.00	0.00	6,800,000.00	0.00	10,800,000.00	17,600,000.00	
6	SARO-ROV-22-0005175	2022-06-21	Specific Budgets of National Government Agencies	101101	0.00	2,000,000.00	0.00	0.00	2,000,000.00	0.00	0.00	0.00	0.00	0.00	0.00	2,000,000.00	0.00	0.00	2,000,000.00	
7	SARO-ROV-22-0005176	2022-06-21	Specific Budgets of National Government Agencies	101101	0.00	500,000.00	0.00	0.00	500,000.00	0.00	0.00	0.00	0.00	0.00	0.00	500,000.00	0.00	0.00	500,000.00	
8	SARO-ROV-22-0005177	2022-06-21	Specific Budgets of National Government Agencies	101101	0.00	500,000.00	0.00	0.00	500,000.00	0.00	0.00	0.00	0.00	0.00	0.00	500,000.00	0.00	0.00	500,000.00	
9	SARO-ROV-22-0005178	2022-06-21	Specific Budgets of National Government Agencies	101101	17,500,000.00	15,000,000.00	0.00	15,000,000.00	47,500,000.00	0.00	0.00	0.00	0.00	0.00	17,500,000.00	15,000,000.00	0.00	15,000,000.00	47,500,000.00	
10	SARO-ROV-22-0006041	2022-07-27	Specific Budgets of National Government Agencies	101101	536,952.00	0.00	0.00	0.00	536,952.00	0.00	0.00	0.00	0.00	0.00	536,952.00	0.00	0.00	0.00	536,952.00	
11	SARO-ROV-22-0008152	2022-09-09	Specific Budgets of National Government Agencies	101101	43,534.00	0.00	0.00	0.00	43,534.00	0.00	0.00	0.00	0.00	0.00	43,534.00	0.00	0.00	0.00	43,534.00	
12	SARO-ROV-22-0009763	2022-10-17	Specific Budgets of National Government Agencies	101101	194,901.00	0.00	0.00	0.00	194,901.00	0.00	0.00	0.00	0.00	0.00	194,901.00	0.00	0.00	0.00	194,901.00	
13	SARO-ROV-22-0010164	2022-11-02	Specific Budgets of National Government Agencies	101101	71,372,556.00	0.00	0.00	0.00	71,372,556.00	0.00	0.00	0.00	0.00	0.00	71,372,556.00	0.00	0.00	0.00	71,372,556.00	
14	SARO-ROV-22-0010165	2022-11-02	Retirement and Life Insurance Premiums	104102	2,343,507.00	0.00	0.00	0.00	2,343,507.00	0.00	0.00	0.00	0.00	0.00	2,343,507.00	0.00	0.00	0.00	2,343,507.00	
15	SARO-ROV-22-0010588	2022-11-16	Specific Budgets of National Government Agencies	101101	232,632.00	0.00	0.00	0.00	232,632.00	0.00	0.00	0.00	0.00	0.00	232,632.00	0.00	0.00	0.00	232,632.00	
16	SARO-ROV-22-0010589	2022-11-16	Retirement and Life Insurance Premiums	104102	27,369.00	0.00	0.00	0.00	27,369.00	0.00	0.00	0.00	0.00	0.00	27,369.00	0.00	0.00	0.00	27,369.00	
17	SARO-ROV-22-0011697	2022-12-09	Specific Budgets of National Government Agencies	101101	0.00	17,162,160.00	0.00	0.00	17,162,160.00	0.00	0.00	0.00	0.00	0.00	0.00	17,162,160.00	0.00	0.00	0.00	17,162,160.00
18	SARO-ROV-22-0012005	2023-12-13	Retirement and Life Insurance Premiums	104102	577,110.00	0.00	0.00	0.00	577,110.00	0.00	0.00	0.00	0.00	0.00	577,110.00	0.00	0.00	0.00	577,110.00	
Sub-Total					345,149,845.00	152,320,000.00	0.00	28,800,000.00	526,269,845.00	0.00	0.00	0.00	0.00	0.00	345,149,845.00	152,320,000.00	0.00	28,800,000.00	526,269,845.00	
B. Sub-allotments received from Central Office/Regional Office																				
Sub-Total					0.00	0.00	0.00	0.00	0.00	0.00	0.00	0.00	0.00	0.00	0.00	0.00	0.00	0.00	0.00	
Total Allotments					345,149,845.00	152,320,000.00	0.00	28,800,000.00	526,269,845.00	0.00	0.00	0.00	0.00	0.00	345,149,845.00	152,320,000.00	0.00	28,800,000.00	526,269,845.00	
Summary by Funding Source Code:																				
Specific Budgets of National Government Agencies				101101	322,055,859.00	152,320,000.00	0.00	28,800,000.00	503,175,859.00	0.00	0.00	0.00	0.00	0.00	322,055,859.00	152,320,000.00	0.00	28,800,000.00	503,175,859.00	
Retirement and Life Insurance Premiums				104102	23,093,986.00	0.00	0.00	23,093,986.00	0.00	0.00	0.00	0.00	0.00	0.00	23,093,986.00	0.00	0.00	0.00	23,093,986.00	

Certified Correct:

 MARYSHEL S. TABIOS
 AO V, Budget Services
 Date: 2023-01-29 14:07:33

Certified Correct:

 MA. ALMA B. SANTOS
 Accountant III
 Date: 2023-01-29 14:07:33

Recommending Approval:

 MARIA EDNA R. WIGO, PH.D.
 VP-Administrative and Financial Services
 Date: 2023-01-30 17:58:28

Approved By:

 PATRICK ALAIN T. AZANZA, PH.D., J.D.
 SUC President III
 Date: 2023-01-30 18:06:25

STATEMENT OF APPROVED BUDGET, UTILIZATIONS, DISBURSEMENTS AND BALANCES

(For Off-Budgetary Funds)

As at the Quarter Ending December 31, 2022

Department : State Universities and Colleges (SUCs)
Agency/Entity : Catanduanes State University
Operating Unit : < not applicable >
Organization Code (UACS) : 08 053 0000000
Fund Cluster : 05 Internally Generated Funds
(e.g. UACS Fund Cluster: 05-Internally Generated Funds and 08-Business Related Funds)

Table with columns: Particulars, UACS CODE, Approved Budgeted Revenue, Adjustments (Reductions, Modifications/ Augmentations), Adjusted Budgeted Revenue, Utilizations (1st Quarter Ending March 31, 2nd Quarter Ending June 30, 3rd Quarter Ending September 30, 4th Quarter Ending December 31, TOTAL), Disbursements (1st Quarter Ending March 31, 2nd Quarter Ending June 30, 3rd Quarter Ending September 30, 4th Quarter Ending December 31, TOTAL), Balances (Unutilized Budget, Unpaid Obligations (10-15)=(17+18), Due and Demandable, Not Yet Due and Demandable).

Certified Correct:

MS
MARYSHEL S. TABIOS

AO V, Budget Services

Date: 2/3/23 10:47 PM

Certified Correct:

AS
MA. ALMA B. SANTOS

Accountant III

Date: 2/3/23 10:47 PM

Recommending Approval By:

ME
MARIA EDNA R. INIGO, PH.D.

VP-Administrative and Financial Affairs

Date: 2/3/23 10:51 PM

Approved By:

PA
PATRICK ALAIN T. AZANZA, PH.D., J.D.


SUC President III


Date: 2/3/23 10:56 PM


STATEMENT OF APPROVED BUDGET, UTILIZATIONS, DISBURSEMENTS AND BALANCES
(For Off-Budgetary Funds)
As at the Quarter Ending December 31, 2022


Department : State Universities and Colleges (SUCs)
 Agency/Entity : Catanduanes State University
 Operating Unit : < not applicable >
 Organization Code (UACS) : 08 053 0000000
 Fund Cluster : 06 Business Related Funds
 (e.g. UACS Fund Cluster: 05-Internally Generated Funds and 06-Business Related Funds)

Particulars	UACS CODE	Approved Budget			Utilizations					Disbursements				Balances			
		Approved Budgeted Revenue	Adjustments (Reductions, Modifications/ Augmentations)	Adjusted Budgeted Revenue	1st Quarter Ending March 31	2nd Quarter Ending June 30	3rd Quarter Ending September 30	4th Quarter Ending December 31	TOTAL	1st Quarter Ending March 31	2nd Quarter Ending June 30	3rd Quarter Ending September 30	4th Quarter Ending December 31	TOTAL	Unutilized Budget	Unpaid Obligations (10-15)=(17+18)	
1	2	3	4	5=[3+(-)4]	6	7	8	9	10=(6+7+8+9)	11	12	13	14	15=(11+12+13+14)	16=(5-10)	17	18
Support to Operations	2000000000000000	6,658,600.00	(629,097.93)	6,229,502.07	1,450,273.21	1,359,552.17	735,851.58	1,847,194.11	5,392,871.07	509,822.86	853,053.37	1,042,908.52	1,468,353.29	3,875,135.84	836,631.00	1,517,735.23	0.00
Auxiliary Services	200000100001000	6,658,600.00	(629,097.93)	6,229,502.07	1,450,273.21	1,359,552.17	735,851.58	1,847,194.11	5,392,871.07	509,822.86	853,053.37	1,042,908.52	1,468,353.29	3,875,135.84	836,631.00	1,517,735.23	0.00
PS		120,000.00	(10,000.00)	110,000.00	30,000.00	20,000.00	40,000.00	20,000.00	110,000.00	20,000.00	30,000.00	40,000.00	20,000.00	110,000.00	0.00	0.00	0.00
MOOE		6,478,100.00	(629,092.83)	6,850,007.07	1,420,273.21	1,329,557.17	658,351.58	1,827,194.11	5,235,376.07	489,822.86	823,053.37	992,911.52	1,411,853.29	3,717,640.84	414,631.00	1,517,735.23	0.00
CO		259,500.00	209,995.00	469,495.00	0.00	9,995.00	37,500.00	0.00	47,495.00	0.00	0.00	9,995.00	37,500.00	47,495.00	422,000.00	0.00	0.00
Sub-Total, Support to Operations		6,658,600.00	(629,097.93)	6,229,502.07	1,450,273.21	1,359,552.17	735,851.58	1,847,194.11	5,392,871.07	509,822.86	853,053.37	1,042,908.52	1,468,353.29	3,875,135.84	836,631.00	1,517,735.23	0.00
PS		120,000.00	(10,000.00)	110,000.00	30,000.00	20,000.00	40,000.00	20,000.00	110,000.00	20,000.00	30,000.00	40,000.00	20,000.00	110,000.00	0.00	0.00	0.00
MOOE		6,478,100.00	(629,092.83)	6,850,007.07	1,420,273.21	1,329,557.17	658,351.58	1,827,194.11	5,235,376.07	489,822.86	823,053.37	992,911.52	1,411,853.29	3,717,640.84	414,631.00	1,517,735.23	0.00
FinEx (if Applicable)		0.00	0.00	0.00	0.00	0.00	0.00	0.00	0.00	0.00	0.00	0.00	0.00	0.00	0.00	0.00	0.00
CO		259,500.00	209,995.00	469,495.00	0.00	9,995.00	37,500.00	0.00	47,495.00	0.00	0.00	9,995.00	37,500.00	47,495.00	422,000.00	0.00	0.00
GRAND TOTAL		6,658,600.00	(629,097.93)	6,229,502.07	1,450,273.21	1,359,552.17	735,851.58	1,847,194.11	5,392,871.07	509,822.86	853,053.37	1,042,908.52	1,468,353.29	3,875,135.84	836,631.00	1,517,735.23	0.00
PS		120,000.00	(10,000.00)	110,000.00	30,000.00	20,000.00	40,000.00	20,000.00	110,000.00	20,000.00	30,000.00	40,000.00	20,000.00	110,000.00	0.00	0.00	0.00
MOOE		6,478,100.00	(629,092.83)	6,850,007.07	1,420,273.21	1,329,557.17	658,351.58	1,827,194.11	5,235,376.07	489,822.86	823,053.37	992,911.52	1,411,853.29	3,717,640.84	414,631.00	1,517,735.23	0.00
FinEx (if Applicable)		0.00	0.00	0.00	0.00	0.00	0.00	0.00	0.00	0.00	0.00	0.00	0.00	0.00	0.00	0.00	0.00
CO		259,500.00	209,995.00	469,495.00	0.00	9,995.00	37,500.00	0.00	47,495.00	0.00	0.00	9,995.00	37,500.00	47,495.00	422,000.00	0.00	0.00

Certified Correct:

 MARYSHEL S. TABIOS
 AO V, Budget Services
 Date: 2/3/23 10:47 PM

Certified Correct:

 MA. ALMA B. SANTOS
 Accountant III
 Date: 2/3/23 10:47 PM

Recommending Approval By:

 MARIA EDNA R. INIGO, PH.D.
 VP-Administrative and Financial Affairs
 Date: 2/3/23 10:51 PM

Approved By:

 PATRICK ALAIN T. AZANZA, PH.D., J.D.
 SUC President II
 Date: 2/3/23 10:56 PM

SUMMARY OF APPROVED BUDGET, UTILIZATIONS, DISBURSEMENTS AND BALANCES BY OBJECT OF EXPENDITURES

(For Off-Budgetary Funds)

As at the Quarter Ending December 31, 2022

Department :State Universities and Colleges (SUCs)
Agency/Entity :Catanduanes State University
Operating Unit :< not applicable >
Organization Code (UACS) :08 053 0000000
Fund Cluster :05 Internally Generated Funds

(e.g. UACS Fund Cluster: 05-Internally Generated Funds and 06-Business Related Funds)

Table with columns: Particulars, UACS CODE, Approved Budgeted Revenue, Adjustments (Reductions, Modifications/ Augmentation), Adjusted Budgeted Revenue, 1st Quarter Ending March 31, 2nd Quarter Ending June 30, 3rd Quarter Ending September 30, 4th Quarter Ending December 31, Total, 1st Quarter Ending March 31, 2nd Quarter Ending June 30, 3rd Quarter Ending September 30, 4th Quarter Ending December 31, TOTAL, Unutilized Budget, Unpaid Obligations (10-15)=(17+18), Due and Demandable, Not Yet Due and Demandable.


Certified Correct:


MARYSHEL S. TABIOS

AO V, Budget Services

Date: 2/3/23 10:46 PM

Certified Correct:


MA. ALMA B. SANTOS

Accountant III

Date: 2023-02-03 14:46:14


Recommending Approval:


MARIA EDNA R. INIGO, PH.D.

VP-Administrative and Financial Affairs

Date: 2/3/23 10:51 PM

Approved By:


PATRICK ALAIN T. AZANZA, PH.D., J.D.

SUC President III

Date: 2/3/23 10:55 PM

SUMMARY OF APPROVED BUDGET, UTILIZATIONS, DISBURSEMENTS AND BALANCES BY OBJECT OF EXPENDITURES

(For Off-Budgetary Funds)

As at the Quarter Ending December 31, 2022


Department :State Universities and Colleges (SUCs)
 Agency/Entity :Catanduanes State University
 Operating Unit :< not applicable >
 Organization Code (UACS) :08 053 0000000
 Fund Cluster :06 Business Related Funds

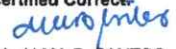
(e.g. UACS Fund Cluster: 05-Internally Generated Funds and 06-Business Related Funds)


Particulars	UACS CODE	Approved Budget			Utilizations					Disbursements					Balances		
		Approved Budgeted Revenue	Adjustments (Reductions, Modifications/ Augmentation)	Adjusted Budgeted Revenue	1st Quarter Ending March 31	2nd Quarter Ending June 30	3rd Quarter Ending September 30	4th Quarter Ending December 31	Total	1st Quarter Ending March 31	2nd Quarter Ending June 30	3rd Quarter Ending September 30	4th Quarter Ending December 31	TOTAL	Unutilized Budget	Unpaid Obligations (10-15)=(17+18)	
																5=(3+(-4))	6
SUMMARY																	
A. AGENCY SPECIFIC BUDGET																	
Personnel Services		120,000.00	(10,000.00)	110,000.00	30,000.00	20,000.00	40,000.00	20,000.00	110,000.00	20,000.00	30,000.00	40,000.00	20,000.00	110,000.00	0.00	0.00	0.00
Other Compensation	8010200000	120,000.00	(10,000.00)	110,000.00	30,000.00	20,000.00	40,000.00	20,000.00	110,000.00	20,000.00	30,000.00	40,000.00	20,000.00	110,000.00	0.00	0.00	0.00
Representation Allowance (RA)	6010202000	60,000.00	(5,000.00)	55,000.00	15,000.00	10,000.00	20,000.00	10,000.00	55,000.00	10,000.00	15,000.00	20,000.00	10,000.00	55,000.00	0.00	0.00	0.00
Representation Allowance (RA)	6010202000	60,000.00	(5,000.00)	55,000.00	15,000.00	10,000.00	20,000.00	10,000.00	55,000.00	10,000.00	15,000.00	20,000.00	10,000.00	55,000.00	0.00	0.00	0.00
Transportation Allowance (TA)	5010203000	60,000.00	(5,000.00)	55,000.00	15,000.00	10,000.00	20,000.00	10,000.00	55,000.00	10,000.00	15,000.00	20,000.00	10,000.00	55,000.00	0.00	0.00	0.00
Transportation Allowance (TA)	5010203001	60,000.00	(5,000.00)	55,000.00	15,000.00	10,000.00	20,000.00	10,000.00	55,000.00	10,000.00	15,000.00	20,000.00	10,000.00	55,000.00	0.00	0.00	0.00
Maintenance and Other Operating Expenses		8,476,100.00	(829,092.93)	8,660,007.07	1,420,273.21	1,329,557.17	668,351.58	1,827,184.11	5,235,375.07	489,822.68	823,053.37	992,911.52	1,411,883.29	3,717,640.84	414,631.00	1,517,735.23	0.00
Travelling Expenses	5020100000	40,000.00	(20,000.00)	20,000.00	0.00	0.00	0.00	1,200.00	1,200.00	0.00	0.00	0.00	1,200.00	1,200.00	18,800.00	0.00	0.00
Travelling Expenses - Local	5020101000	40,000.00	(20,000.00)	20,000.00	0.00	0.00	0.00	1,200.00	1,200.00	0.00	0.00	0.00	1,200.00	1,200.00	18,800.00	0.00	0.00
Travelling Expenses - Local	5020101000	40,000.00	(20,000.00)	20,000.00	0.00	0.00	0.00	1,200.00	1,200.00	0.00	0.00	0.00	1,200.00	1,200.00	18,800.00	0.00	0.00
Training and Scholarship Expenses	6020200000	10,000.00	(10,000.00)	0.00	0.00	0.00	0.00	0.00	0.00	0.00	0.00	0.00	0.00	0.00	0.00	0.00	0.00
Training Expenses	6020201000	10,000.00	(10,000.00)	0.00	0.00	0.00	0.00	0.00	0.00	0.00	0.00	0.00	0.00	0.00	0.00	0.00	0.00
Training Expenses	6020201002	10,000.00	(10,000.00)	0.00	0.00	0.00	0.00	0.00	0.00	0.00	0.00	0.00	0.00	0.00	0.00	0.00	0.00
Supplies and Materials Expenses	5020300000	3,960,280.00	(384,746.04)	3,595,543.96	897,401.53	746,874.30	308,646.94	1,310,144.17	3,263,368.98	10,164.00	204,886.50	844,218.89	989,746.71	1,848,018.09	332,177.00	1,415,359.87	0.00
Office Supplies Expenses	5020301000	417,060.00	(282,820.00)	134,240.00	0.00	9,000.00	0.00	122,528.50	131,528.50	0.00	0.00	9,000.00	17,785.50	28,785.50	2,713.50	104,740.00	0.00
ICT Office Supplies	5020301001	27,580.00	(27,580.00)	0.00	0.00	0.00	0.00	0.00	0.00	0.00	0.00	0.00	0.00	0.00	0.00	0.00	0.00
Office Supplies Expenses	5020301002	389,500.00	(255,260.00)	134,240.00	0.00	9,000.00	0.00	122,528.50	131,528.50	0.00	0.00	9,000.00	17,785.50	28,785.50	2,713.50	104,740.00	0.00
Fuel, Oil and Lubricants Expenses	5020309000	109,490.00	(32,727.70)	76,762.30	0.00	7,478.30	0.00	89,182.80	76,659.10	0.00	(1,247.80)	5,964.64	2,759.48	7,478.30	103.20	69,182.80	0.00
Fuel, Oil and Lubricants Expenses	5020309000	109,490.00	(32,727.70)	76,762.30	0.00	7,478.30	0.00	89,182.80	76,659.10	0.00	(1,247.80)	5,964.64	2,759.48	7,478.30	103.20	69,182.80	0.00
Agricultural and Marine Supplies Expenses	5020310000	2,629,000.00	(389,953.00)	2,239,047.00	887,237.35	659,473.00	217,307.70	184,104.45	1,948,122.70	0.00	135,209.30	584,990.00	49,653.00	769,852.30	290,924.30	1,178,270.40	0.00
Agricultural and Marine Supplies Expenses	5020310000	2,629,000.00	(389,953.00)	2,239,047.00	887,237.35	659,473.00	217,307.70	184,104.45	1,948,122.70	0.00	135,209.30	584,990.00	49,653.00	769,852.30	290,924.30	1,178,270.40	0.00
Other Supplies and Materials Expenses	5020399000	834,740.00	310,754.68	1,145,494.68	10,164.00	70,925.00	91,639.24	834,330.42	1,107,058.68	10,164.00	70,925.00	44,264.24	918,547.73	1,043,900.89	38,438.00	63,157.67	0.00
Other Supplies and Materials Expenses	5020399000	834,740.00	310,754.68	1,145,494.68	10,164.00	70,925.00	91,639.24	834,330.42	1,107,058.68	10,164.00	70,925.00	44,264.24	918,547.73	1,043,900.89	38,438.00	63,157.67	0.00
Communication Expenses	5020500000	3,600.00	(3,600.00)	0.00	0.00	0.00	0.00	0.00	0.00	0.00	0.00	0.00	0.00	0.00	0.00	0.00	0.00
Telephone Expenses	5020502000	3,600.00	(3,600.00)	0.00	0.00	0.00	0.00	0.00	0.00	0.00	0.00	0.00	0.00	0.00	0.00	0.00	0.00
Mobile	5020502001	3,600.00	(3,600.00)	0.00	0.00	0.00	0.00	0.00	0.00	0.00	0.00	0.00	0.00	0.00	0.00	0.00	0.00


Department : State Universities and Colleges (SUCs)
 Agency/Entity : Catanduanes State University
 Operating Unit : < not applicable >
 Organization Code (UACS) : 08 053 0000000
 Fund Cluster : 06 Business Related Funds
 (e.g. UACS Fund Cluster: 05-Internally Generated Funds and 06-Business Related Funds)

Particulars	UACS CODE	Approved Budget			Utilizations					Disbursements					Balances		
		Approved Budgeted Revenue	Adjustments (Reductions, Modifications/ Augmentation)	Adjusted Budgeted Revenue	1st Quarter Ending March 31	2nd Quarter Ending June 30	3rd Quarter Ending September 30	4th Quarter Ending December 31	Total	1st Quarter Ending March 31	2nd Quarter Ending June 30	3rd Quarter Ending September 30	4th Quarter Ending December 31	TOTAL	Unutilized Budget	Unpaid Obligations (10-15)=(17+18)	
																Due and Demandable	Not Yet Due and Demandable
1	2	3	4	5=[(3+(-)4)]	6	7	8	9	10=(6+7+8+9)	11	12	13	14	15=(11+12+13+14)	16=(5-10)	17	18
SUMMARY																	
A. AGENCY SPECIFIC BUDGET																	
Professional Services	502110000	2,248,610.00	(374,856.69)	1,873,753.31	522,871.66	545,802.07	325,530.64	478,994.94	1,873,199.31	479,658.66	581,286.07	325,718.64	408,656.58	1,795,319.95	554.00	77,879.36	0.00
Other Professional Services	502119900	2,248,610.00	(374,856.69)	1,873,753.31	522,871.66	545,802.07	325,530.64	478,994.94	1,873,199.31	479,658.66	581,286.07	325,718.64	408,656.58	1,795,319.95	554.00	77,879.36	0.00
Other Professional Services	502119900	2,248,610.00	(374,856.69)	1,873,753.31	522,871.66	545,802.07	325,530.64	478,994.94	1,873,199.31	479,658.66	581,286.07	325,718.64	408,656.58	1,795,319.95	554.00	77,879.36	0.00
Repairs and Maintenance	502130000	52,000.00	0.00	52,000.00	0.00	0.00	0.00	0.00	0.00	0.00	0.00	0.00	0.00	0.00	52,000.00	0.00	0.00
Repairs and Maintenance - Machinery and Equipment	502130500	52,000.00	0.00	52,000.00	0.00	0.00	0.00	0.00	0.00	0.00	0.00	0.00	0.00	0.00	52,000.00	0.00	0.00
Machinery	502130501	52,000.00	0.00	52,000.00	0.00	0.00	0.00	0.00	0.00	0.00	0.00	0.00	0.00	0.00	52,000.00	0.00	0.00
Other Maintenance and Operating Expenses	502990000	134,600.00	(25,890.20)	108,709.80	0.00	36,880.80	23,874.00	36,855.00	97,609.80	0.00	36,880.80	22,974.00	13,250.00	73,104.80	11,100.00	24,505.00	0.00
Other Maintenance and Operating Expenses	502999900	134,600.00	(25,890.20)	108,709.80	0.00	36,880.80	23,874.00	36,855.00	97,609.80	0.00	36,880.80	22,974.00	13,250.00	73,104.80	11,100.00	24,505.00	0.00
Other Maintenance and Operating Expenses	502999900	134,600.00	(25,890.20)	108,709.80	0.00	36,880.80	23,874.00	36,855.00	97,609.80	0.00	36,880.80	22,974.00	13,250.00	73,104.80	11,100.00	24,505.00	0.00
Capital Outlays		259,500.00	209,995.00	469,495.00	0.00	9,995.00	37,500.00	0.00	47,495.00	0.00	0.00	9,995.00	37,500.00	47,495.00	422,000.00	0.00	0.00
Property, Plant and Equipment Outlay	506040000	259,500.00	209,995.00	469,495.00	0.00	9,995.00	37,500.00	0.00	47,495.00	0.00	0.00	9,995.00	37,500.00	47,495.00	422,000.00	0.00	0.00
Machinery and Equipment Outlay	506040500	259,500.00	159,995.00	419,495.00	0.00	9,995.00	37,500.00	0.00	47,495.00	0.00	0.00	9,995.00	37,500.00	47,495.00	372,000.00	0.00	0.00
Information and Communication Technology Equipment	506040503	46,000.00	(35,005.00)	9,995.00	0.00	9,995.00	0.00	0.00	9,995.00	0.00	0.00	9,995.00	0.00	9,995.00	0.00	0.00	0.00
Other Machinery and Equipment	506040599	214,500.00	195,000.00	409,500.00	0.00	0.00	37,500.00	0.00	37,500.00	0.00	0.00	0.00	37,500.00	37,500.00	372,000.00	0.00	0.00
Other Property Plant and Equipment Outlay	506040900	0.00	50,000.00	50,000.00	0.00	0.00	0.00	0.00	0.00	0.00	0.00	0.00	0.00	0.00	50,000.00	0.00	0.00
Other Property, Plant and Equipment	506040999	0.00	50,000.00	50,000.00	0.00	0.00	0.00	0.00	0.00	0.00	0.00	0.00	0.00	0.00	50,000.00	0.00	0.00
GRAND TOTAL		6,858,600.00	(629,097.93)	6,229,502.07	1,460,273.21	1,359,552.17	735,851.58	1,847,194.11	5,392,871.07	509,822.66	853,053.37	1,042,906.52	1,469,353.29	3,875,135.84	836,631.00	1,517,735.23	0.00

Certified Correct:

 MARYSHIEL S. TABIOS
 AO V, Budget Services
 Date: 2/3/23 10:46 PM

Certified Correct:

 MA. ALMA B. SANTOS
 Accountant III
 Date: 2023-02-03 14:46:14

Recommending Approval:

 MARIA EDNA R. INIGO, PH.D.
 VP-Administrative and Financial Affairs
 Date: 2/3/23 10:51 PM

Approved By:

 PATRICK ALAIN T. AZANZA, PH.D., J.D.
 SUC President III
 Date: 2/3/23 10:55 PM

SUMMARY OF APPROVED BUDGET, UTILIZATIONS, DISBURSEMENTS AND BALANCES FOR TRUST RECEIPTS
As of December 31, 2022

x	Current year Appropriations
	Supplemental Appropriations
	Continuing Appropriations

Department **STATE UNIVERSITIES AND COLLEGES**
 Agency **CATANDUANES STATE UNIVERSITY**
 Operating Units
 Organization Code (UACS) **08-053-00-00000**
 Funding Source Code **07 (Trust Receipts)**

Particulars	UACS CODE	Approved Budget			Budget Utilization					Disbursements					Balances		
		Approved Budgeted Revenue	Adjustments (Additions, Reductions, Realignment)	Adjusted Budgeted Revenue	1st Quarter ending March 31	2nd Quarter ending June 30	3rd Quarter ending Sept. 30	4th Quarter ending Dec. 31	Total	1st Quarter ending March 31	2nd Quarter ending June 30	3rd Quarter ending Sept. 30	4th Quarter ending Dec. 31	Total	Unutilized Budget	Unpaid Obligations	
																(10-15)+(17+18)	
1	2	3	4	5=(3+(-)4)	6	7	8	9	10=(6+7+8+9)	11	12	13	14	15=(11+12+13+14)	16=(5-10)	17	18
Bureau of Aquatic Resources (BFAR)																	
CSTRFD		24,092.00	-	24,092.00	-	-	-	-	-	-	-	-	-	-	24,092.00	-	-
MOOE		24,092.00	-	24,092.00	-	-	-	-	-	-	-	-	-	-	24,092.00	-	-
STUDENT'S GRANT-IN-AID PROGRAM		(84,247.00)	-	(84,247.00)	-	-	-	-	-	-	-	-	-	-	(84,247.00)	-	-
MOOE		(84,247.00)	-	(84,247.00)	-	-	-	-	-	-	-	-	-	-	(84,247.00)	-	-
Department of Science and Technology (DOST)																	
ABACA TECHNOLOGY INNOVATION CENTER (ATIC)		2,972,703.35	-	2,972,703.35	(55,010.00)	-	-	1,655,046.77	1,600,036.77	-	-	-	(55,010.00)	(55,010.00)	1,372,666.58	1,655,046.77	-
CO		2,972,703.35	-	2,972,703.35	(55,010.00)	-	-	1,655,046.77	1,600,036.77	-	-	-	(55,010.00)	(55,010.00)	1,372,666.58	1,655,046.77	-
Virac-AGU																	
APICULTURE PROJECT		73,816.00	-	73,816.00	-	-	-	-	-	-	-	-	-	-	73,816.00	-	-
MOOE		73,816.00	-	73,816.00	-	-	-	-	-	-	-	-	-	-	73,816.00	-	-
Department of Interior and Local Government (DILG)																	
CSIS		5,848.00	-	5,848.00	-	-	-	-	-	-	-	-	-	-	5,848.00	-	-
PS		5,848.00	-	5,848.00	-	-	-	-	-	-	-	-	-	-	5,848.00	-	-
Commission on Human Rights																	
CHR Project		(11,226.55)	-	(11,226.55)	19,500.00	-	-	-	19,500.00	19,500.00	-	-	-	19,500.00	(30,726.55)	-	-
PS		(29,361.55)	-	(29,361.55)	-	-	-	-	-	-	-	-	-	-	(29,361.55)	-	-
MOOE		18,135.00	-	18,135.00	19,500.00	-	-	-	19,500.00	19,500.00	-	-	-	19,500.00	(1,365.00)	-	-
Bicol Consortium for Agriculture, Aquatic and Natural Resources Research and Development (BCAARRD)																	
SUSTAIN IP-TSM		303,033.03	34,950.00	337,983.03	120,703.36	94,768.92	24,482.00	2,976.20	242,930.48	46,738.36	97,277.31	97,788.61	1,126.20	242,930.48	95,052.55	-	-
PS		146,892.00	-	146,892.00	46,738.36	68,994.72	24,482.00	-	140,215.08	46,738.36	68,994.72	24,382.00	100.00	140,215.08	6,676.92	-	-
MOOE		156,141.03	34,950.00	191,091.03	73,965.00	25,774.20	-	2,976.20	102,715.40	-	28,282.59	73,406.61	1,026.20	102,715.40	88,375.63	-	-
RAC		302,539.89	600,000.00	902,539.89	164,826.55	18,250.02	289,125.89	115,832.06	588,034.52	164,826.55	18,250.02	263,374.64	129,113.76	575,564.97	314,305.37	12,468.55	-
PS		102,539.89	600,000.00	702,539.89	71,946.55	18,250.02	289,125.89	115,832.06	495,154.52	71,946.55	18,250.02	263,374.64	129,113.76	482,684.97	207,385.37	12,468.55	-
MOOE		200,000.00	-	200,000.00	92,880.00	-	-	-	92,880.00	92,880.00	-	-	-	92,880.00	107,120.00	-	-

SUMMARY OF APPROVED BUDGET, UTILIZATIONS, DISBURSEMENTS AND BALANCES FOR TRUST RECEIPTS
As of December 31, 2022

Department
Agency
Operating Units
Organization Code (UACS)
Funding Source Code

STATE UNIVERSITIES AND COLLEGES
CATANDUANES STATE UNIVERSITY

08-053-00-00000
07 (Trust Receipts)

x	Current year Appropriations
	Supplemental Appropriations
	Continuing Appropriations

Particulars	UACS CODE	Approved Budget			Budget Utilization					Disbursements					Balances		
		Approved Budgeted Revenue	Adjustments (Additions, Reductions, Realignment)	Adjusted Budgeted Revenue	1st Quarter ending March 31	2nd Quarter ending June 30	3rd Quarter ending Sept. 30	4th Quarter ending Dec. 31	Total	1st Quarter ending March 31	2nd Quarter ending June 30	3rd Quarter ending Sept. 30	4th Quarter ending Dec. 31	Total	Unutilized Budget	Unpaid Obligations	
																(10-15)=(17+18)	
																Due and Demandable/Accounts Payable	Not Yet Due and Demandable
1	2	3	4	5=[3+(-)4]	6	7	8	9	10=(6+7+8+9)	11	12	13	14	15=(11+12+13+14)	16=(5-10)	17	18
SMART CAMPUS		23,245,290.00	-	23,245,290.00	10,935,000.00	280,481.00	11,668,957.33	-	22,884,438.33	4,000,000.00	3,249,275.00	151,206.00	13,207,780.10	20,608,261.10	360,851.67	2,276,177.23	
MOOE		13,495,190.16	-	13,495,190.16	10,935,000.00	280,481.00	1,850,035.00	-	13,065,516.00	4,000,000.00	3,249,275.00	151,206.00	13,207,780.10	20,608,261.10	360,851.67	2,276,177.23	
CO		9,750,099.84	-	9,750,099.84	-	-	9,818,922.33	-	9,818,922.33	-	-	-	4,370,750.00	11,771,231.00	429,674.16	1,294,285.00	
BIONNOVA		4,000,000.00	-	4,000,000.00	-	-	-	-	-	-	-	-	8,837,030.10	8,837,030.10	(68,822.49)	981,892.23	
MOOE		190,000.00	-	190,000.00	-	-	-	-	-	-	-	-	-	-	4,000,000.00	-	
CO		3,810,000.00	-	3,810,000.00	-	-	-	-	-	-	-	-	-	-	190,000.00	-	
MARFISH		5,000,000.00	-	5,000,000.00	-	-	293,970.00	-	293,970.00	-	-	-	-	-	3,810,000.00	-	
MOOE		190,000.00	-	190,000.00	-	-	-	-	-	-	-	-	-	-	4,706,030.00	293,970.00	
CO		4,810,000.00	-	4,810,000.00	-	-	293,970.00	-	293,970.00	-	-	-	-	-	190,000.00	-	
ACE-HEMS		6,499,024.81	-	6,499,024.81	-	434,904.40	1,291,157.81	2,497,190.83	4,223,253.04	-	-	-	-	-	4,516,030.00	293,970.00	
PS		2,084,800.64	-	2,084,800.64	-	266,406.90	892,772.31	843,006.10	2,002,185.31	-	361,815.96	927,502.81	1,020,953.28	2,310,272.05	2,275,771.77	1,912,980.99	
MOOE		4,099,932.57	-	4,099,932.57	-	168,497.50	268,403.50	1,654,184.73	2,091,085.73	-	266,406.90	843,476.31	761,567.11	1,871,450.32	82,615.33	130,734.99	
CO		314,291.60	-	314,291.60	-	-	129,982.00	-	129,982.00	-	95,409.06	84,026.50	259,386.17	438,821.73	2,008,846.84	1,652,264.00	
RAISE		795,974.00	-	795,974.00	-	-	97,079.58	374,934.16	386,013.74	-	-	96,979.58	205,633.76	268,613.34	323,960.26	169,400.40	
PS		242,892.00	-	242,892.00	-	-	93,625.58	141,476.76	235,102.34	-	-	96,979.58	105,335.76	198,861.34	7,789.66	36,241.00	
MOOE		443,082.00	-	443,082.00	-	-	3,454.00	147,457.40	150,911.40	-	-	93,525.58	66,298.00	69,752.00	292,170.60	81,159.40	
CO		110,000.00	-	110,000.00	-	-	-	86,000.00	86,000.00	-	-	3,454.00	34,000.00	34,000.00	24,000.00	52,000.00	
ACT-IHE		132,350.00	-	132,350.00	-	-	60,275.00	63,448.00	123,723.00	-	-	-	60,275.00	60,275.00	8,627.00	63,448.00	
MOOE		132,350.00	-	132,350.00	-	-	60,275.00	63,448.00	123,723.00	-	-	-	60,275.00	60,275.00	8,627.00	63,448.00	
GRAND TOTAL		43,259,197.53	634,950.00	43,894,147.53	11,185,019.91	828,404.34	13,725,047.61	4,709,428.02	30,447,899.88	4,231,064.91	3,726,618.29	1,536,851.64	14,624,882.10	24,119,416.94	13,446,247.65	6,383,492.94	
PS		2,553,610.98	600,000.00	3,153,610.98	118,684.91	353,651.64	1,300,005.78	1,100,314.92	2,872,657.25	118,684.91	353,651.64	1,224,758.53	996,116.63	2,693,211.71	280,953.73	179,445.54	
MOOE		18,938,491.76	34,950.00	18,973,441.76	11,121,345.00	474,752.70	2,182,167.50	1,868,066.33	15,646,331.53	4,112,380.00	3,372,966.65	312,093.11	4,757,735.37	12,555,175.13	3,327,110.23	3,091,156.40	
CO		21,767,094.79	-	21,767,094.79	(55,010.00)	-	10,242,874.33	1,741,046.77	11,928,911.10	-	-	-	8,871,030.10	8,871,030.10	9,838,183.69	3,112,891.00	

Certified Correct:

Mari
MARYSHEL S. TABIOS
AO V, Budget Services

Recommending Approval:

Quasimiro
MA. ALMA B. SANTOS
Accountant III, Accounting Services

Maria Edna
MARIA EDNA R. INIGO, Ph. D.
VP, Administrative and Financial Affairs

Approved by:

Patrick Alain T. Azanza
PATRICK ALAIN T. AZANZA, Ph.D.
SUC President III